



EIOBoard's Emergency Roll Call was designed with emergency situations in mind. Using a Windows tablet or laptop device, a designated safety officer has a simple, up-to-the minute tool for roll call during fire drills or emergency evacuations.

Need Assistance?

Call: (877) 728-2623

Email: sales@eioboard.com



Everyone Accounted For and Found

Many companies use personnel paper logs to take roll call during an evacuation. Would you stake your life on a manually-updated paper log? What if staff come and go out of an alternative door? What about guests, delivery drivers, and contractors?

In a true emergency, lives are at stake. Each and every human must be accounted for quickly and accurately. EIOBoard's Offline interface and emergency management system is designed to enable you to do so with 100% accuracy. This is critical to enable firefighters and EMTs to do their job effectively.

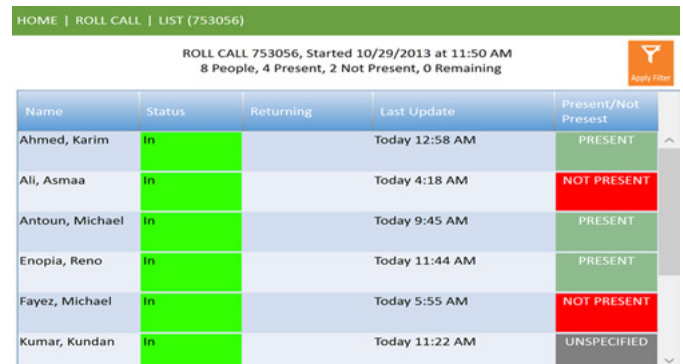
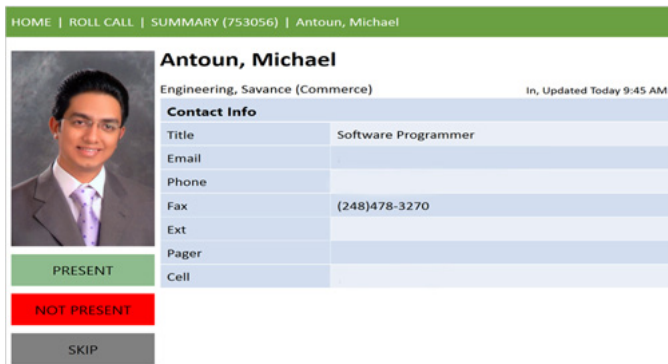
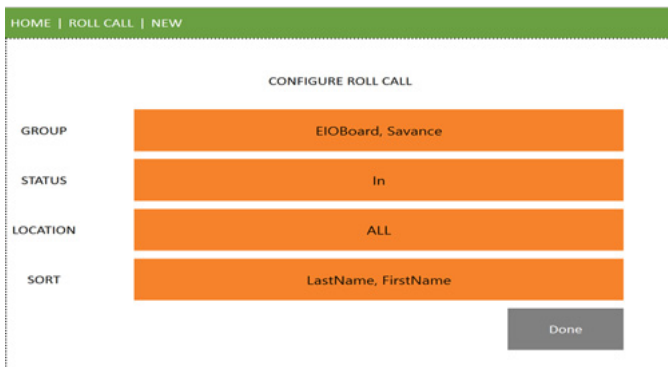

The EIOBoard Offline lists everyone that was signed in or out at the moment of the emergency. The Safety Officer knows who's out to lunch or on vacation, and who was at their workstation. They will also know if there were any guests in the building. Not only does the EIOBoard Offline list everyone in the building, it also shows their status, return time, picture, when they last checked in, and much more. When employees move from area to area or come and go, the EIOBoard automatically syncs with the mobile device running EIOBoard Offline. The Safety Officer can communicate with emergency workers to pinpoint a person's last exact location.

How it Works

The EIOBoard Offline is hosted on any Windows tablet or laptop device. The system syncs over a wifi or a wired network with the EIOBoard at customizable intervals. When the device is disconnected, the tablet goes into offline mode and ceases to synchronize until it is reconnected. The Safety Officer doesn't need to do anything but grab the mobile device on his or her way out. The software looks just like the EIOBoard, listing a person's name, picture, in/out status, location, the time they last updated, and when they expect to return.



Take a look at the *Fresh, Clean Design.*



Quick and Easy Setup

Installing the EIOBoard Offline Interface is easy. On your Windows (full version) laptop or tablet, navigate to the following link:

<http://www.eioboard.com/downloads/latest/EIOBoardOffline.exe>

Follow the onscreen instructions. Once the software is installed, it will allow you to start a trial. To initiate the trial, you must be connected to the Internet and have the installation key provided when you signed up for a trial.

If you need assistance or cannot locate your install key, call (877) SAVANCE (728-2623) or email us at sales@eioboard.com